



С-ГРАЦИЯ
КОМПЛЕКСНОЕ СНАБЖЕНИЕ



С-Грация представляет
Насосное оборудование торговой марки Flux
Комплектующие
мембранных насосов Flux

ООО "С-Грация"

Тел.: (495) 978-37-92

Тел/факс: (499) 271-55-90

Тел/факс: (499) 271-55-91

E-mail: postavka@s-graciya.ru

www.s-graciya.ru

Accessories

Hose nipples



Pump	Material	Description	Use	Part No.
FDM 10	PVC	DN 15 – G 3/8" A	For direct adaption onto the pump	959 05 232
	MS	DN 13 – G 3/8" A		959 05 231
FDM 12	PP	DN 13 – G 1/2 A	For direct adaption onto the pump	959 05 183
	MS	DN 13 – G 1/2 A		959 05 017
	316 Ti	DN 13 – G 1/2 A		959 05 249
FDM 25	MS	DN 19 – G 1 A	For direct adaption onto the pump	959 05 161
	MS	DN 25 – G 1 A		959 05 052
	316 Ti	DN 19 – G 1 A		959 05 191
	316 Ti	DN 25 – G 1 A		959 05 190
	PP	DN 25 – G 1 A		959 05 192

Reduction nipples



FDM 10	PP	G 1 A – G 3/8 A	Connection between pump and hose connection	959 06 159
	PVDF	G 1 A – G 3/8 A		959 06 169
FDM 12	PP	G 1 1/4 A – 1/2 NPT	Connection between pump and hose connection	959 06 078
	PVDF	G 1 1/4 A – 1/2 NPT		959 06 077
	316 Ti	G 1 1/4 A – 1/2 NPT		959 06 079

Reduction nipples



FDM 25	MS	G 1 A – G 1 1/4 A (short, l = 45 mm for pressure socket)	Connection between pump and hose connection	959 06 080
	MS	G 1 A – G 1 1/4 A (long, l = 100 mm for inlet side)		959 06 082
	316 Ti	G 1 A – G 1 1/4 A (short, l = 45 mm for pressure socket)	Connection between pump and hose connection	959 06 081
	316 Ti	G 1 A – G 1 1/4 A (long, l = 100 mm for inlet side)		959 06 083


Double nipples



FDM 40	MS	G 1 1/2 A – G 1 1/2 A	Connection between pump and hose connection	001 18 051
	316 Ti	G 1 1/2 A – G 1 1/2 A		001 18 003
FDM 50	MS	G 2 A – G 2 A	Connection between pump and hose connection	959 06 098
	316 Ti	G 2 A – G 2 A		959 06 099

Hose connections


Hose plug with cap nut and seal



FDM 10	PP	DN 13	Only in conjunction with reduction nipple 959 06 159	959 04 073
	PP	DN 19		959 04 074
	PVDF	DN 13	Only in conjunction with reduction nipple 959 06 169	959 04 071
	PVDF	DN 19		959 04 072
FDM 12	PP	DN 13	Only in conjunction with reduction nipple 959 06 078	959 04 081
	PP	DN 19		959 04 053
	PP	DN 25		959 04 052
	PP	DN 32		959 04 054
FDM 12	PVDF	DN 13	Only in conjunction with reduction nipple 959 06 077	959 04 082
	PVDF	DN 19		959 04 101
	PVDF	DN 25		959 04 102
	PVDF	DN 32		959 04 103
FDM 12	316 Ti	DN 19	Only in conjunction with reduction nipple 959 06 079	959 04 116
	316 Ti	DN 25		959 04 117
	316 Ti	DN 32		959 04 118

Hose connections

Hose plug with cap nut G 1¼ and seal



Pump	Material	Description	Use	Part No.
FDM 25	PP	DN 13	Only in conjunction with flange (PP)	959 04 081
	PP	DN 19		959 04 053
	PP	DN 25		959 04 052
	PP	DN 32		959 04 054
FDM 25	PVDF	DN 13	Only in conjunction with flange (PVDF)	959 04 082
	PVDF	DN 19		959 04 101
	PVDF	DN 25		959 04 102
	PVDF	DN 32		959 04 103
FDM 25	AL	DN 25	Only in conjunction with reduction nipples (MS)	959 04 119
	AL	DN 32		959 04 120
FDM 25	316 Ti	DN 19	Only in conjunction with reduction nipple (316 Ti)	959 04 116
	316 Ti	DN 25		959 04 117
	316 Ti	DN 32		959 04 118

Hose connections

Hose plug with cap nut G 1½ and seal

FDM 40	AL	DN 25	Only in conjunction with double nipples	959 04 005
	AL	DN 32		959 04 006
	AL	DN 38		959 04 001
FDM 40	316 Ti	DN 25	Only in conjunction with double nipples	959 04 002
	316 Ti	DN 32		959 04 003
	316 Ti	DN 38		959 04 004

Hose connections

Hose plug with cap nut G 2 and seal



FDM 50	PP	DN 32	Only in conjunction with flange (PP)	959 04 010
	PP	DN 38		959 04 011
	PP	DN 50		959 04 012
FDM 50	PVDF	DN 32	Only in conjunction with flange (PVDF)	959 04 084
	PVDF	DN 38		959 04 085
	PVDF	DN 50		959 04 086
FDM 50	AL	DN 50	Only in conjunction with double nipples	959 04 008
FDM 50	316 Ti	DN 32		959 04 059
	316 Ti	DN 38		959 04 060
		316 Ti		959 04 009

Flange *
complete with seal and 4 screws



* dimension according to ASA 150 lbs (standard of pump flanges)

FDM 25	PP	with G 1¼ A	Connection between pump and hose connection	947 14 059
	PVDF	with G 1¼ A		947 14 060
FDM 40	PP	with G 2 A	Connection between pump and hose connection	947 14 061
	PVDF	with G 2 A		947 14 062
FDM 50	PP	with G 2 A	Connection between pump and hose connection	947 14 063
	PVDF	with G 2 A		947 14 064

Earth cable complete with pocket clip

electrically conductive connection between pump and barrel, for earthing and equipotential bonding



Length	Use	Part No.
2 m	FDM 10 – FDM 80	931 90 008
3 m	FDM 10 – FDM 80	931 90 013
2 m	FDM 10 – FDM 80 (amplified version)	931 90 015
2 m	FDM 10 – FDM 80 (with clips in Stainless Steel)	931 90 018

Accessories

Filter, regulator and lubricator unit



Pump	Description	Use	Part No.
FDM 10 FDM 12 FDM 25	Regulator G ¼ with precipitator, lubricator and manometer 0 – 10 bar.	Only in conjunction with air connection	001 10 100
FDM 25 FDM 40 FDM 50 FDM 80	Regulator G ½ with precipitator, lubricator and manometer 0 – 10 bar.		001 10 103

Suction tube for FDM 10, FDM 12 and FDM 25

Stainless Steel,
G ¾" BSPPF at Ø 18 mm
thread connector below,
G ¾" BSPPF at Ø 28 mm



Construction	Lengths	Part No.
above with hoze nozzle DN 25	700 mm	959 18 000
	1000 mm	959 18 001
upper thread connector 1" BSPPM	700 mm	959 18 002
	1000 mm	959 18 003
upper thread connector 1¼" BSPPM	700 mm	959 18 004
	1000 mm	959 18 005

Suction tube for FDM 10, FDM 12 and FDM 25

Polypropylene,
thread connector below,
½" BSPPM at Ø 20 mm,
¾" BSPPM at Ø 25 mm

Other suction tubes on request


Construction	Lengths	Part No.
above with hoze nozzle DN 25	700 mm	959 18 008
	1000 mm	959 18 009
upper thread connector 1" BSPPM	700 mm	959 18 010
	1000 mm	959 18 011
upper thread connector 1¼" BSPPM	700 mm	959 18 012
	1000 mm	959 18 013

Suction strainer for suction tubes




Material	Description	Use	Part No.
316 Ti	Ø 32 mm, G ¾ A	for suction tube S Ø 28 mm	001 10 325
PP	Ø 34 mm, G ¾	for suction tube PP Ø 25 mm	001 10 324

Air connection (double nipple fixing)



Pump	Description	Use	Part No.
FDM 10 FDM 12 FDM 25	Brass, straight, ¼" NPT – ¼" BSPPM	Connection between pump and pressure regulator/ filter regulator	959 06 088
FDM 40 FDM 50 PP/PVDF	Brass, straight, ½" NPT – ½" BSPPM		959 06 086
FDM 50 AL/S/GG FDM 80 AL/S/GG	Brass with 90° bend ¾" NPT – ½" BSPPM		959 06 138

Hose couplings



Pump	Description	Part No.
FDM 10 FDM 12 FDM 25	Self locking hose coupling MS consisting of nipple and coupling DN 10 – G ¼ A	959 13 108
FDM 40/50/80	DN 13 – G ½ A	959 13 109

Compressed air hose



Nominal width	Description/Use	Part No.
DN 10	DN 10, electrically conductive, blue, outer-Ø 17 mm	001 10 098
DN 13	PVC, outer-Ø 20 mm	001 10 008

Hose clips



Description/Use	Clamping range	Part No.
Hose clips (screw version), steel (chrome-plated)	10 – 17 mm	959 13 120
Hose clips (screw version), Stainless Steel	16 – 27 mm	959 13 165